

# Checking Software Update

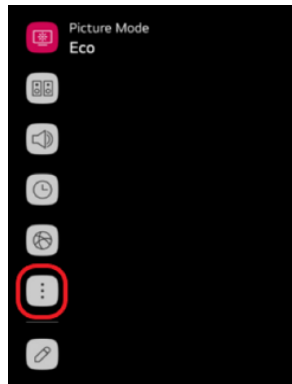
## Step 1

Press the settings button on the remote to bring top menu



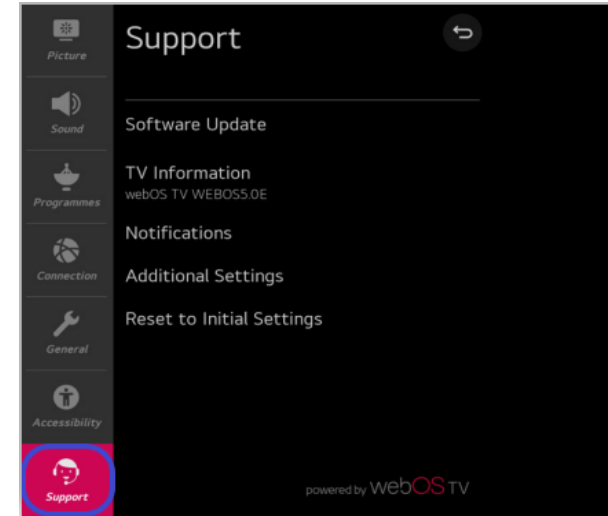
## Step 2

Using cursor keys select "All Settings" and press OK



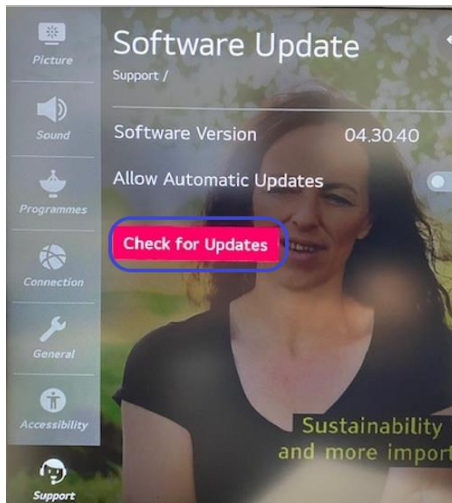
## Step 3

Using cursor keys select "Support" and press OK



## Step 4

Using cursor keys select "Software Update" Use cursor to select "Check for Updates" and press OK



## Note

Ovbiously a good reliable network connection is required. Any download will use "data" from your plan, please be aware if using via a 4G connection.